








**Dezhou HANOVER Precision Machinery**

**Steve Wang**

**Hanovertools@163.com**

**+86-18753194698**

Product name	Model	Specifications	Product display
ER COLLET (precision plus 1\$)	ER8	1-2.5	
	ER11	1-2.5	
	ER16	1-2.5	
	ER20	1-2.5	
	ER25	1-2.5	
	ER32	1-1.5	
	ER32	2-2.5	
	ER40	2-2.5	
ER COLLET (precision plus 1\$) (Large diameter plus \$1)	ER8	D≥3mm	
	ER11	D≥3mm	
	ER16	D≥3mm	
	ER20	D≥3mm	
	ER25	D≥3mm	
	ER32	D≥3mm	
	ER40	D≥3mm	
	ER50	D≥3mm	
EOC-Acollet (0Zcollet)	OZ8A	D≥3mm	
	OZ16A	D≥3mm	
	OZ20A	D≥3mm	
	OZ25A	D≥3mm	
	OZ32A	D≥3mm	
EOC-Bcollet (0Zcollet)	OZ16B	D≥3mm	
	OZ20B	D≥3mm	
	OZ25B	D≥3mm	
	OZ32B	D≥3mm	
ERC Collet (Watertight Type)	ER16C	D≥3mm	
	ER20C	D≥3mm	
	ER25C	D≥3mm	
	ER32C	D≥3mm	
	ER40C	D≥3mm	
ERG Collet (Tapping Collet)	ER11G	D≥3mm	
	ER16G	D≥3mm	
	ER20G	D≥3mm	
	ER25G	D≥3mm	
	ER32G	D≥3mm	

	<b>ER40G</b>	<b>D≥3mm</b>	
<b>SK COLLET</b>	<b>SK16</b>		
	<b>SK10</b>		
<b>collet (watertight and tapping collet)</b>	<b>TCER16</b>		
	<b>TCER20</b>		
	<b>TCER25</b>		
	<b>TCER32</b>		
	<b>TCER40</b>		
<b>TCS Torsion tapping collet</b>	<b>1B</b>		
	<b>2B</b>		
	<b>Adapter</b>		
<b>MT/MS taper collet</b>	<b>MT1</b>		
	<b>MT2</b>	<b>D≥</b>	
	<b>MT3</b>	<b>D≥</b>	
	<b>MT4</b>	<b>D≥</b>	
<b>MT tapping sleeve</b>	<b>TG0</b>		
	<b>TG1</b>		
	<b>TG2</b>		
	<b>TG3</b>		
	<b>TG4</b>		
	<b>TG5</b>		
<b>MT drilling sleeve</b>	<b>TZ1</b>		
	<b>TZ2</b>		
	<b>TZ3</b>		
	<b>TZ4</b>		
	<b>TZ5</b>		
<b>5C collet</b>		<b>D≥3mm</b>	
<b>R8 collet</b>		<b>小于3MM</b>	
<b>M71 straight shank coll</b>	<b>C32</b>		
	<b>C42</b>		
<b>DIN6341 collet</b>	<b>K8</b>		
	<b>K10</b>		
	<b>K12</b>		
	<b>K16</b>		
	<b>K20</b>		
	<b>K23</b>		
	<b>K28</b>		
	<b>K32</b>		
<b>K45</b>			
<b>sharpener collet</b>			
		<b>B10 0.5-6</b>	
		<b>JT11 1/64-1/4</b>	
		<b>B12 0.5-8</b>	
		<b>JT2 1/64-5/16</b>	



<b>Keyless drill chuck with thread/taper mounted</b>	<b>B12 1-10</b>	
	<b>JT2 1/32-3/8</b>	
	<b>B16 1-13</b>	
	<b>B16 1-13</b>	
	<b>JT33 1/32-1/2</b>	
	<b>JT33 1/32-1/2</b>	
	<b>B18 1-16</b>	
	<b>B16 1-16</b>	
	<b>JT6 1/8-5/8</b>	
	<b>JT6 1/8-5/8</b>	
	<b>B22 5-20</b>	
	<b>JT3 3/16-3/4</b>	
	<b>ER clamping nut ( dynamic balance G6.3plus 1 \$ )</b>	<b>ER8M</b>
<b>ER11M</b>		
<b>ER16M</b>		
<b>ER20M</b>		
<b>ER25M</b>		
<b>ER11A</b>		
<b>ER16A</b>		
<b>ER20A</b>		
<b>ER25UM</b>		
<b>ER32UM</b>		
<b>ER40UM</b>		
<b>ER50UM</b>		
<b>SK NUT</b>	<b>SK16</b>	
	<b>SK10</b>	
<b>OZ8A NUT</b>	<b>OZ8 A</b>	
<b>EOC/OZ NUT</b>	<b>EOC25 NUT WITHOUT</b>	
	<b>EOC25 NUT WITH</b>	
	<b>EOC32 NUT WITH</b>	
	<b>C8-ER8M-100</b>	
	<b>C10-ER8M-100</b>	
	<b>C10-ER8-200</b>	
	<b>C10-ER8M-150</b>	
	<b>C10-ER11M-100</b>	
	<b>C12-ER8M-50</b>	
	<b>C12-ER8M-100</b>	
	<b>C12-ER11M-100</b>	
	<b>C16-ER11M-50</b>	
	<b>C16-ER11M-100</b>	
	<b>C16-ER11M-150</b>	
	<b>C16-ER16M-50</b>	
	<b>C16-ER16M-80</b>	
	<b>C16-ER16M-100</b>	
	<b>C20-ER16M-50</b>	
<b>C20-ER16M-100</b>		



**C/ER/M straight shank chuck**

<b>C20-ER16M-150</b>	
<b>C20-ER16M-200</b>	
<b>C20-ER16M-250</b>	
<b>C20-ER16M-300</b>	
<b>C20-ER20M-50</b>	
<b>C20-ER20M-100</b>	
<b>C20-ER20M-150</b>	
<b>C20-ER20M-200</b>	
<b>C20-ER20M-250</b>	
<b>C20-ER20M-300</b>	
<b>C20-ER25M-50</b>	
<b>C20-ER25M-100</b>	
<b>C20-ER25M-150</b>	
<b>C25-ER25M-50</b>	
<b>C25-ER25M-100</b>	
<b>C25-ER25M-150</b>	
<b>C25-ER25M-200</b>	
<b>C25-ER25M-250</b>	
<b>C25-ER25M-300</b>	
<b>C25-ER32-300</b>	
<b>C25-ER32-250</b>	
<b>C25-ER32-200</b>	
<b>C25-ER32-100</b>	
<b>C25-ER40-50</b>	
<b>C32-ER32-100</b>	
<b>C32-ER25-100</b>	
<b>C32-ER32-150</b>	
<b>C40-ER32-165</b>	
<b>C40-ER40-100</b>	
<b>C40-ER32-100</b>	
<b>F1-1/2</b>	
<b>F1-3/4</b>	
<b>F1-1</b>	
<b>F1-12</b>	
<b>F1-18</b>	
<b>F1-25</b>	
<b>F1-MT2</b>	
<b>F1-MT3</b>	
<b>F1-MT4</b>	
<b>F1-MT5</b>	
<b>F1-R8</b>	
<b>F1-16</b>	
<b>F1-20</b>	
<b>F1-25</b>	



**F1 boring head**



**F1 boring shank**



	<b>F1-BT/NT30</b>	
	<b>F1-BT/NT40</b>	
	<b>F1-BT/NT50</b>	
<b>CLEANING</b>	<b>BT30</b>	
	<b>BT40</b>	
	<b>BT50</b>	
<b>Thread locking type chuck (balance, G2.5/12000rpm ADD \$1) 注: DIN6987130 CAT30 add \$1</b>	<b>BT30-MCA-100</b>	
	<b>BT30-MCA-150</b>	
	<b>BT30-MCA-200</b>	
<b>Thread locking type chuck (balance, G2.5/12000rpm ADD \$1) 注: DIN69871/40 CAT40 add \$1</b>	<b>BT40-MCA-100</b>	
	<b>BT40-MCA-150</b>	
	<b>BT40-MCA-200</b>	
	<b>BT40-MCA-250</b>	
	<b>BT40-MCA-300</b>	
<b>Thread locking type chuck (balance, G2.5/12000rpm ADD \$1) Remark: DIN69871/50 CAT50 add \$1</b>	<b>BT50-MCA-100</b>	
	<b>BT50-MCA-150</b>	
	<b>BT50-MCA-200</b>	
	<b>BT50-MCA-250</b>	
	<b>BT50-MCA-300</b>	
<b>ELASTIC EXPANSION TAPPING THE HANDLE</b>	<b>BT40-(TER20-TER40)</b>	
	<b>BT50-(TER20-TER40)</b>	
<b>MS. Milling Chuck Arbor</b>	<b>MS1-(ER11-ER16)</b>	
	<b>(MS2-MS3)-ER11</b>	
	<b>MS4-ER11</b>	
	<b>(MS2-MS3)- (ER16- MS1- (ER20-ER25)</b>	
	<b>MS4-ER20</b>	
	<b>(MS2-MS4)-ER25</b>	
	<b>MS5-ER25</b>	
	<b>MS1-ER32</b>	
	<b>(MS2-MS4)-ER32</b>	
	<b>MS5-(ER32-ER40)</b>	
	<b>MS2-ER40</b>	
	<b>MS5-ER50</b>	
	<b>(MS3-MS4)-ER40</b>	
<b>R8-ER Milling Chuck Arbor</b>	<b>R8-(ER11-ER32)</b>	
	<b>R8-ER40</b>	
	<b>R8-EOZ25</b>	
<b>(dynamic balance) ISO30 milling chuck arbor (with pull stud)</b>	<b>ISO-ER32-60</b>	
	<b>ISO-ER32-45</b>	
<b>ISO30 pull stud</b>	<b>ISO拉丁ISO30</b>	
<b>BT30 milling chuck arbor</b>	<b>BT30-(ER16-ER32)-100</b>	




BT30 milling chuck arbor (dynamic balance 12000r plus 3\$) (DIN69871.30和CAT30 plus \$1)	BT30- (ER16-ER32)- 150	
	BT30-ER40-100	
	BT30-ER11-100	
	BT30-ER11-150	
T/3040-SK arbor (dynamic balance)	BT40-(SK10-SK16)	
	BT30-(SK10-SK16)	
BT40 /DIN2080 40 milling chuck arbor (BALANCED12000RPM ADD 3USD) (DIN69871.40 AND CAT40 PLUS \$1)	BT40-ER11-100 以内	
	BT40- (ER16-ER32)-	
	BT40- (ER16-ER32)-	
	BT40-(ER16-ER32)-200	
	BT40-(ER16-ER32)-250	
	BT40-(ER16-ER32)-300	
	BT40-ER40-100	
	BT40-ER40-120	
	BT40-ER40-150	
BT40-ER50-100		
BT50 /DIN2080 50 milling chuck arbor (BALANCED12000RPM ADD 4USD) (DIN69871.50 AND CAT50 PLUS \$1)	BT50- (ER16-ER40)-	
	BT50-(ER16-ER40)-150	
	BT50-(ER16-ER40)-200	
	BT50-(ER16-ER20)-250	
	BT50-(ER25-ER40)-250	
	BT50-(ER16-ER20)-300	
	BT50-(ER25-ER40)-300	
	BT50-(ER25-ER40)-350	
	BT50-(ER25-ER40)-400	
	BT50-(ER25-ER40)-450	
	BT50-ER50-100	
BT50-ER50-150		
BT50-ER50-200		
NT30 BT30 Morse Taper (BALANCED12000RPM ADD 3USD) A型 B型 注: CAT30 DIN69871.30 PLUS \$1	BT30-MTA1-45	
	BT30 ( MTA1-MTA3) -	
	BT30-MTA1-180	
	BT30- ( MTA2-MTA3)	
NT40 BT40 Morse Taper (BALANCED12000RPM ADD 3USD) ) A型 B型 注: CAT40 DIN69871.40 PLUS \$1	BT30-MTA2-180	
	BT40-MTA1-45	
	BT40-MTA1-120	
	BT40-MTA1-180	
	BT40- ( MTA2-MTA4)	
	BT40- ( MTA2-MTA4)	
NT50 BT50 Morse Taper (BALANCED12000RPM ADD 3USD) A型 B型 注: CAT50 DIN69871.50 PLUS \$1	BT40- ( MTA2-MTA4)	
	BT50-MTA1	
	BT50-(MTA2-MTA4)	
	BT50-(MTA2-MTA4)-	
Drill Chuck Arbor (30/ 40	BT50-MTA5-105	
	NT/BT/CAT/NID69871.3	



dynamic balance plus 2\$,50 <del>dynamic balance plus 3\$</del>	NT/BT/CAT/NID69871.4	
	NT/BT/CAT/NID69871.5	
BT30/40 APU Self-fasten Drill Chuck ( dynamic balance plus 3 \$ )	BT30-APU8-80	
	BT30-APU13-110	
	BT30-APU16-110	
	BT40-APU8-85	
	BT40-APU13-100	
	BT40-APU16-105	
BT50 APU Self-fasten Drill Chuck ( dynamic <del>balance plus 4 \$</del> )	BT50-APU8-90	
	BT50-APU13-100	
	BT50-APU16-100	
BT30 FMB Face/Shell Mill Arbor/holder (	FMB16-FMB27	
	FMB32	
BT40 FMB Face/Shell Mill Arbor/holder (	FMB16-FMB32	
	FMB40-150	
	FMB40-100	
<del>dynamic balance plus 3\$</del> )		
BT50 /BT40 SLEEVE	BT50/BT40	
BT50/FMBFace/Shell Mill Arbor/holder (	BT50-(FMB22-32)-100以	
	BT50- ( FMB22-32 ) -	
	BT50- ( FMB22-32 ) -	
	BT50- ( FMB22-32 ) -	
dynamic balance plus 4\$)	BT50-FMB40-100	
MT2-MT3 Face/Shell Mill Arbor/holder	MTA-FMB22	
	MTA-FMB27	
	MTA-FMB32	
	MTA-FMB40	
BT50FS Face/Shell Mill Arbor/holder	BT50-FS40-100	
	BT50-FS60-100	
	DIN69871.50-FS40-100	
<ø5 plus \$2 DIN2080.30/40 /BT30/40 Side lock holder ( dynamic balance plus 3\$)	BT30X(6-20)	
	BT30X25-90	
	BT40X ( 6-32)	
	BT40X40-120	
	BT40X32-160	
	BT40X40-140	
<ø5 plus \$2 DIN2080.50 and BT50 Side lock holder ( dynamic balance plus 4 \$ ) )	BT50X ( 6-32 ) -100以	
	BT50X(6-32)-150	
	BT50X(6-32)-200	
	BT50X40-115	
	BT50X40-120	
	BT40-C32-135	
	BT40-C32-165	
	BT40-C25-90	
	BT40-C32-105	
	BT50-C32-105	



	BT50-C32-165	
	BT50-C32-200	
	BT50-C42-90	
	BT50-C32-250	
LDB pull stud (through hole: Plus \$0.5)	CAT40拉钉	
	DIN40	
	BT30	
	BT40	
QGG precision vise	BT50	
	QGG50	
	QGG63	
	QGG73	
	QGG80	
	QGG88	
	QGG100	
	QGG125	
QKG precision vise	QGG125A	
	QGG150	
	QKG25	
	QKG50	
	QKG63	
	QKG73	
	QKG80	
	QKG88	
	QKG100	
	QKG125	
OZ Spanner	QKG150	
	QKG150A	
	QKG150B	
	38-42	
	45-52	
	68-72	
A Spanner	90-95	
	78-85	
	55-62	
M Spanner	ER11	
	ER16	
	ER20	
	ER8	
TIM Spanner	ER11	
	ER16	
	ER20	
	ER25	
	ER25	
	ER32	
	ER40	





UM Spanner	ER50	
	C25	
	C32	
SK spanner with ball	SK06	
	SK10	
	SK16	
	SK20	
	SK25	
DIN317 Morse shank puller铁	DIN317/0	
	DIN317/1-2	
	DIN317/3	
	DIN317/4	
	DIN317/5-6	
Vertical and Horizontal Tool Holder Dev	BT30/DIN69871.30/CAT30	
	BT40/DIN69871.40/CAT40	
	BT50/DIN69871.50/CAT50	
Morse Taper Sleeves	1/0 2/1	
	3/1 3/2	
	4/1 4/2 4/3	
	5/1.2.3.4	
Morse Taper Drill Chuck Arbor	MT1	
	MT2	
	MT3	
	MT4	
	MT5	
Electronic Edge Finder		
Mechanical Edge Finder	CBQ-00A	
	CBQ-00B	
Parallel Blocks	PB150-1	
	PB150-2	
	PB150-3	
	PB150-4	
	PB151-1	
	PB151-2	
	PB151-3	
	PB151-4	
	PB153-1	
	PB153-2	
	PB154-1	
	PB154-2	
	PB155-1	
	PB155-2	
	PB156-1	
PB156-2		
PB156-3		



	GT853118	100*100	
	GT853119	125*150	
	GT853120	150*200	
	GT853165	150*300	
	GT150400	150*400	
	GT853171	175*300	
	GT853172	175*400	
<b>precision modular</b>	GT853173	175*500	
	GT853174	175*600	
	<b>GT853176</b>	<b>200*200</b>	
	GT853177	200*300	
	GT853178	200*400	
	<b>GT853179</b>	<b>200*500</b>	
	GT853191	300*300	
	GT853192	300*400	
	GT853193	300*500	























